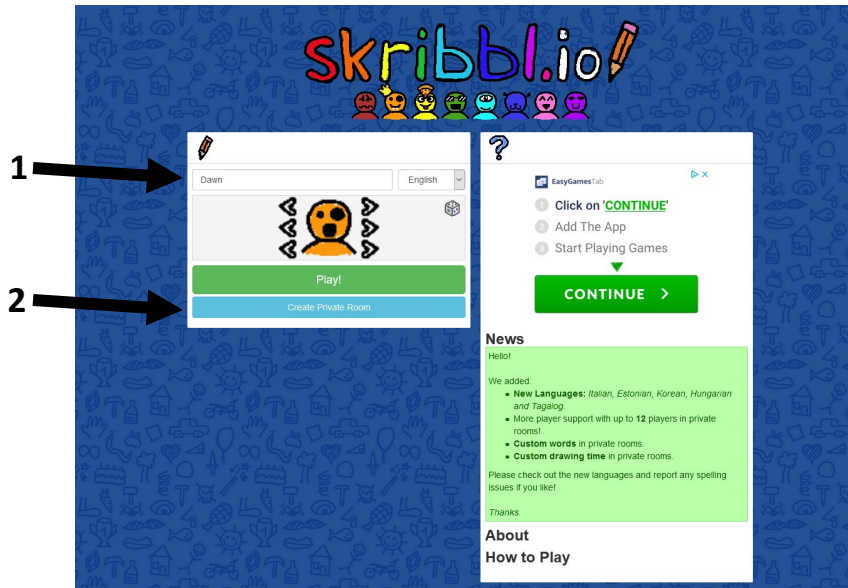


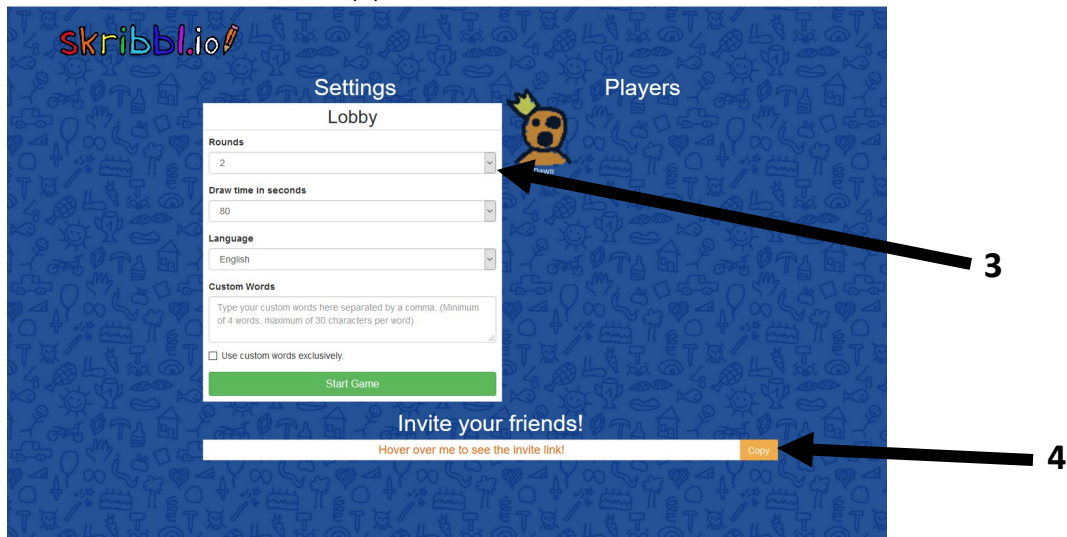
Instructions for Skribbl.io (Online Pictionary)

To Get Started:

- One participant of the game will open a new browser window on their computer and enter <https://skribbl.io/>.
- The participant picks their name on top left box on the website (1).

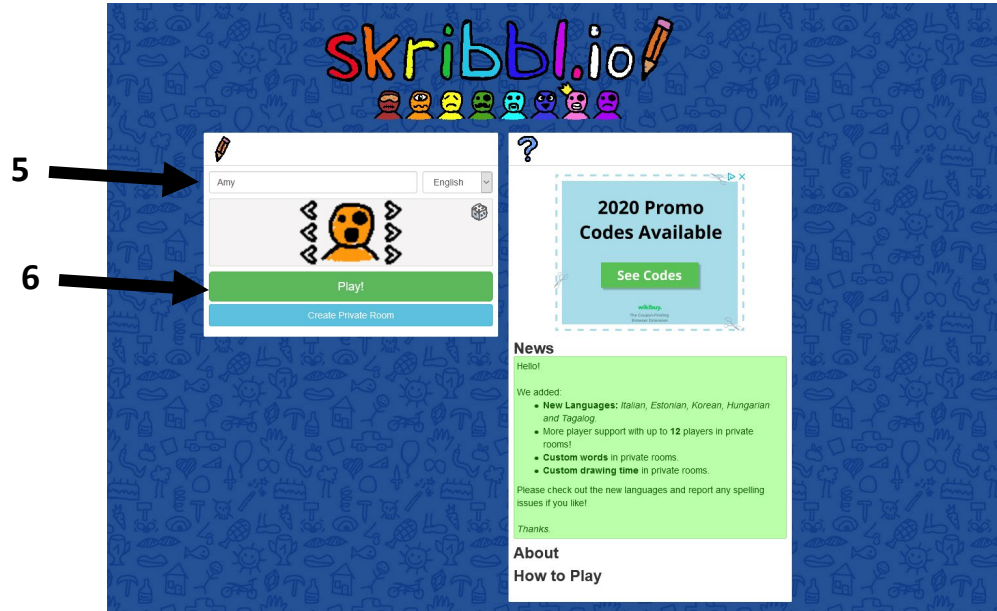


- The participant selects the turquoise “Create Private Room” in the same box where you input your name (2).
- The individual who selects private room will have to view an ad (within a few seconds you have the option to skip ad) and then they will be taken to a settings location. At the settings location you will have the option to set the parameters of the game. LAI suggests changing the number of rounds from three to two (3).

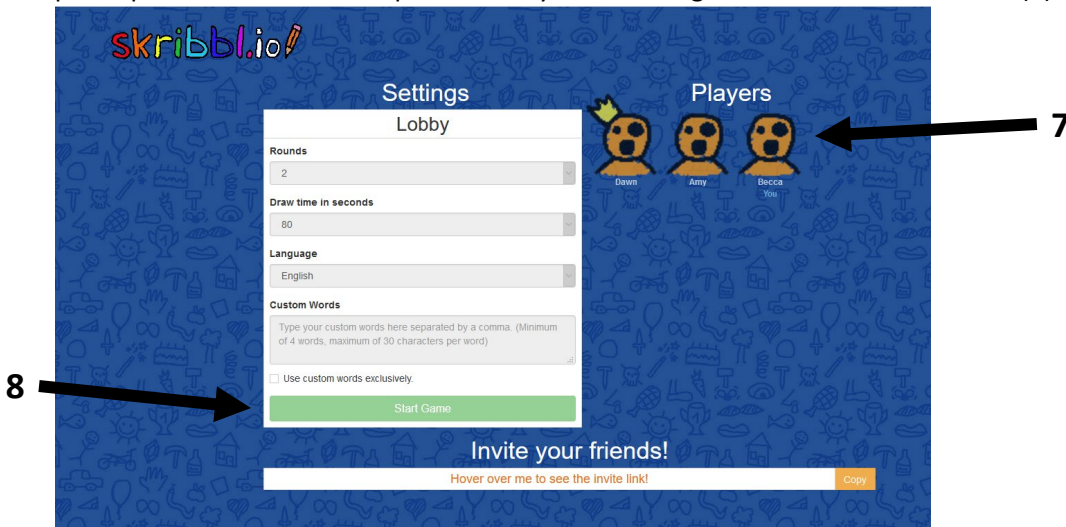


- At the bottom of the screen, there will be a section titled “Invite your friends!” Click on the orange “Copy” button on the bottom of the page (4).

- The participant who created the private lobby will then paste the copied link from skribbl.io to the chat page of the zoom meeting with the other participants in the breakout room.
- The remaining participants of the game will open up a new browser window and copy the link provided to them in the zoom chat. That link should lead you to a private lobby for skribbl.io.
- The remaining participants will put their name in the top left box (5) and hit “Play” (6).



- The remaining participants will have to view an ad and will be placed in a wait room with the other participants.
- Once all participants have entered the private lobby they will be shown as players (7), the participant who created the private lobby will hit the green “Start Game” button (8).

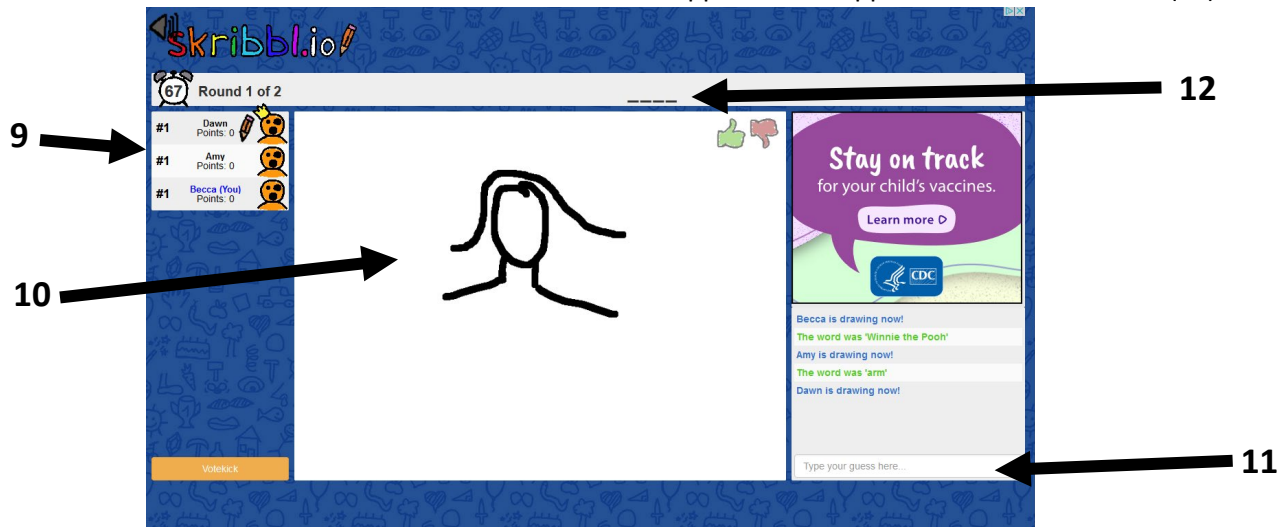


How To Play:

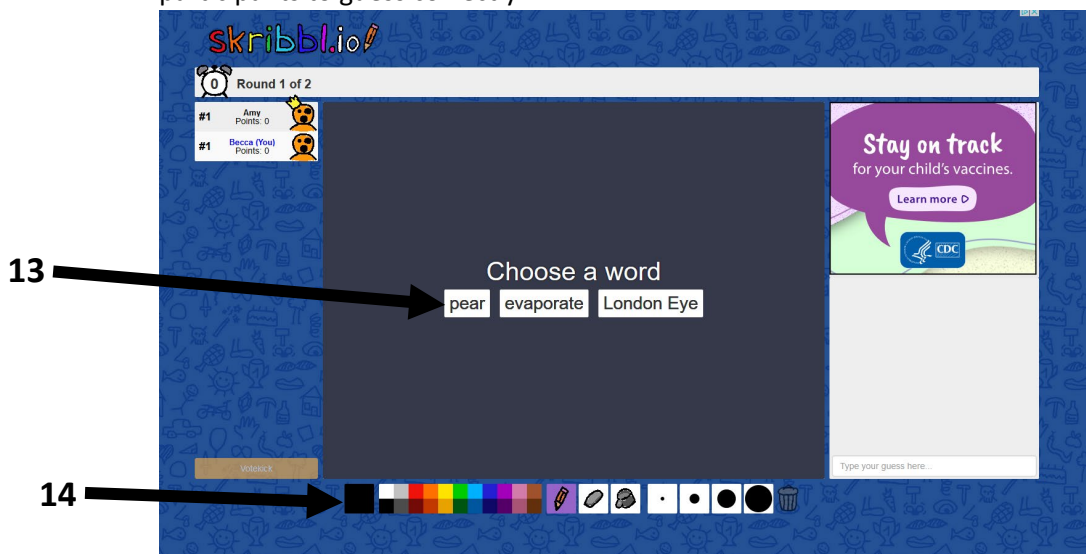
- The goal of skribbl.io, like Pictionary, is to score points by drawing a selected topic for other individuals to guess. In skribbl.io, scores are determined by the speed you can guess a word and

the individual drawing also gets points for every correct guess. The winner is the person who scores the most points after everyone has drawn and guessed two to three rounds.

- The participants will be placed in the skribbl.io play screen once the game begins. There should be three main boxes in the game. The left box will have the participants and scores (9), the center screen is where the one who is drawing will create the drawing to guess (10), and the right box will have a chat box where those not drawing will input their guesses (11). The number of letters of the word and hints will appear in the upper middle of the screen (12).



- Each person will draw a picture each round. The one drawing will be able to select between three words to draw (13). The person drawing will have 80 seconds to draw and get the participants to guess correctly.



- For the individual drawing, there will be a tools box that appears at the bottom of the draw screen. This will give you options for different colors, different line sizes, erasing, and other draw options (14).
- Those guessing will enter their guesses into the chat box on the right of the screen. You must get the exact phrase in order to score points. All participants should enter their guesses until time runs out or each participant has answered correctly, whichever is first.